
A profile of Italian Working papers in RePEc

Rosa Di Cesare, Daniela Luzi,
Marta Ricci, Roberta Ruggieri

Istituto di Ricerche sulla Popolazione e le Politiche Sociali

Index

- What is RePEc?
- Why RePEc?
- Which type of analysis?
- Which results?
- Which conclusion?

What is RePEc

EDIRC



RePEc

LogEc

NEP

CITATIONS
IN ECONOMICS

Informal organisation of economists

Interconnected network of interoperable archives


*Eclectic mix of participants: commercial and academic
publishers*

*Access to: journal articles, working papers, book, book
chapters, software components*

Freely available web-based services



EconPapers



Objectives

Premises

Major contributors: **Economics institutions**

- use a **common** bibliographic template and data exchange protocol;
- remain the **owner** of their data (management, selection, updating ...)
- take advantage of RePEc services to increase their **visibility** and **impact** within an international **scientific community**



Institutions' active involvement

Profile of Italian
Economics institutions
and their WP production

Use of Institutional
repositories and websites to
diffuse scientific content

Methods

Sources

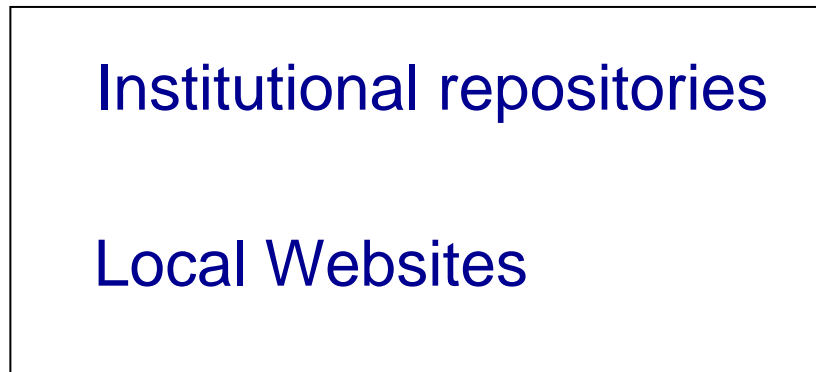
Analysis



Italian GL providers



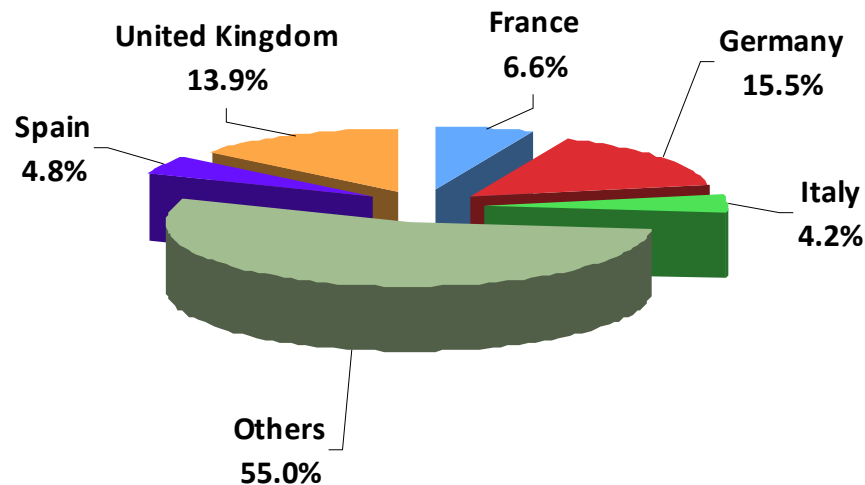
Working papers



Availability of:

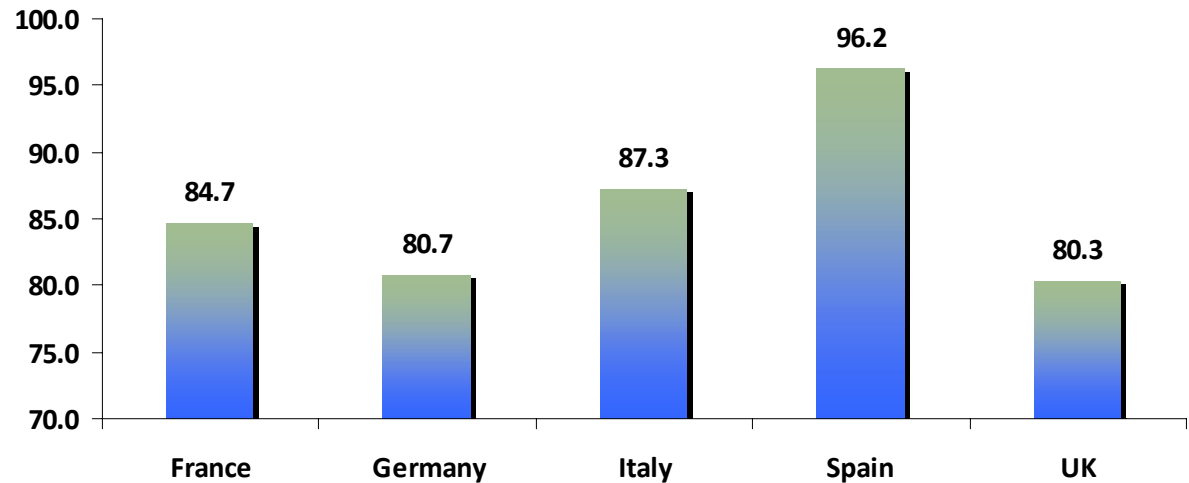
- RePEc series
- Other WP series
- Other GL documents

RePEc Italian Working papers in an international context

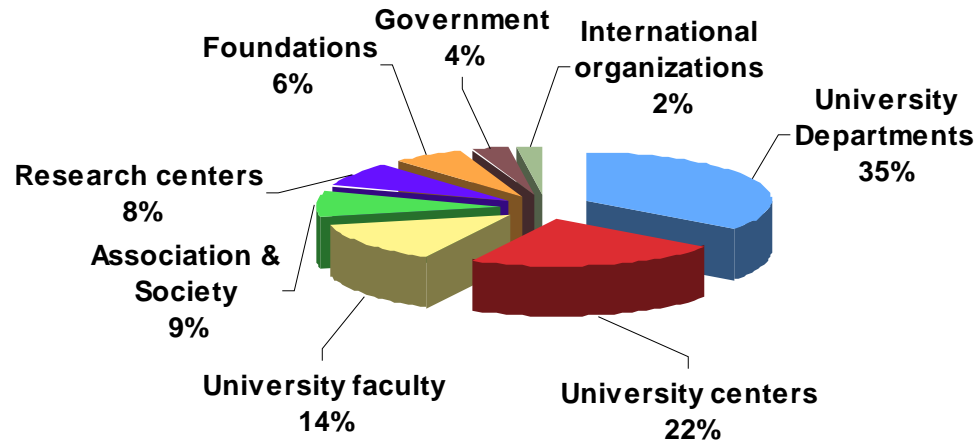


WPs in RePEc
by Countries

Online WPs
by main
European
countries



Italian institutions participating in RePEc & Top 25%



Universe of
information
providers

Provider	TOP 25% INSTITUTIONS			
	No.	%	No.	%
→ University department	130	35.2	45	51.1
University centre	82	22.2	10	11.4
→ University faculty	51	13.8	20	22.7
→ Research centre	31	8.4	8	9.1
Foundation	22	6.0	4	4.5
International organization	8	2.2	1	1.1
Governmental institution	13	3.5	--	--
Association & Society	32	8.7	--	--
Total	369	100.0	88	100.0

Best
ranked
providers

Source:
Edirc,
July
2010

WP series and their “vitality” 1)

Provider	RePEc series		Live		Dead	
	No.	%	No.	%	No.	%
University department	78	53.8	64	82.1	14	17.9
University centre	13	9.0	11	84.6	2	15.4
University faculty	3	2.1	2	67.7	1	33.3
Research centre	21	14.5	18	85.7	3	14.3
Foundation	4	2.8	4	100.0	--	--
International organization	23	15.9	8	34.8	15	65.2
Governmental institution	1	0.7	1	100.0	--	--
Association & Society	2	1.4	1	50.0	1	50.0
Total	145	100.0	109	75.2	36	24.8

Stable and continuous production

Note: 50% of WP series are provided by the Top 25%

Provider	RePEc series		Live		Dead	
	No.	%	No.	%	No.	%
University department	41	58.6	37	90.2	4	9.8
University centre	9	12.9	9	100.0	--	--
University faculty	--	--	--	--	--	--
Research centre	14	20.0	12	85.7	3	14.3
Foundation	4	5.7	4	100.0	--	--
International organization	2	2.9	1	50.0	1	50.0
Total	70	100.0	63	90.0	7	10.0

Higher stability and continuity in the Top 25%

WP series and their “vitality” 2)

Provider	Live RePEc series		Young		New-born	
	No.	%	No.	%	No.	%
→ University department	64	58.7	8	7.3	3	2.8
University centre	11	10.1	1	0.9	1	0.9
University faculty	2	1.8	--	--	--	--
→ Research centre	18	16.5	1	0.9	4	3.7
Foundation	4	3.7	--	--	--	--
International organization	8	7.3	1	0.9	--	--
Governmental institution	1	0.7	--	--	--	--
Association & Society	1	0.9	--	--	--	--
Total	109	100.0	11	10.1	8	7.3

**Slight difference
between the two
groups**

Provider	Live RePEc series		Young		New-born	
	No.	%	No.	%	No.	%
University department	37	58.7	4	6.3	1	1.6
University centre	9	14.3	2	3.2	--	--
University faculty	--	--	--	--	--	--
→ Research centre	12	19.0	1	1.6	3	4.8
Foundation	4	6.3	--	--	--	--
International organization	1	1.6	--	--	--	--
Total	63	100.0	7	11.1	4	6.3

Italian Working papers in RePEc

Provider	Number of series	Number of WPs	Series' average weight	Annual average contribution
→ University department	77	6671	86.6	11.7
→ University centre	14	1542	110.1	15.0
University faculty	3	140	46.7	4.2
Research centre	21	1651	78.6	11.0
→ Foundation	4	1380	345.0	37.3
International organization	23	614	26.7	4.5
Governmental institution	1	18	18.0	18.0
Association & Society	2	73	36.5	9.1
Total	145	12089	83.4	11.6

• High average of number of WPs for each series

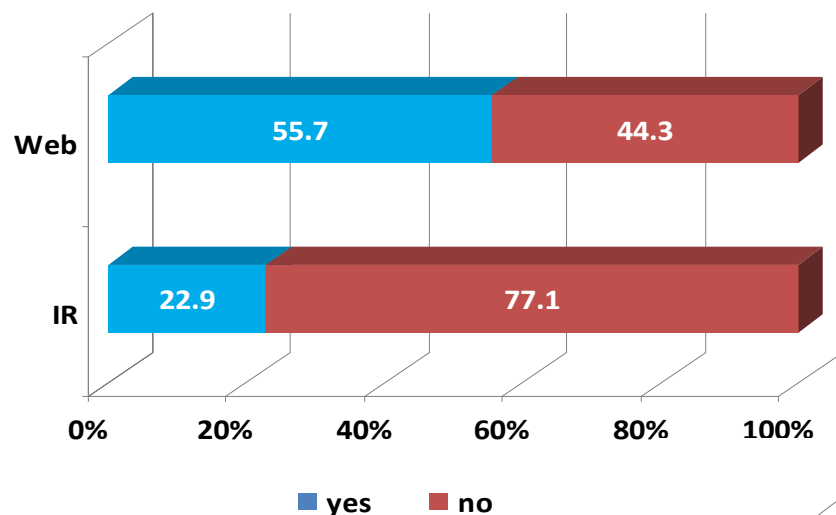
• Average number of WPs per year comparable with journal issues

Provider	Number of series	Number of WPs	Series' average weight	Annual average contribution
University department	41	4573	111.5	12.5
University centre	9	1305	145.0	15.5
University faculty	--	--	--	--
Research centre	14	1496	106.9	14.4
Foundation	4	1380	345.0	37.3
International organization	2	58	29.0	5.3
Total	70	8812	125.9	14.6

Note: 8812 WPs out of 12089 are produced by Top 25% institutions = 73%.

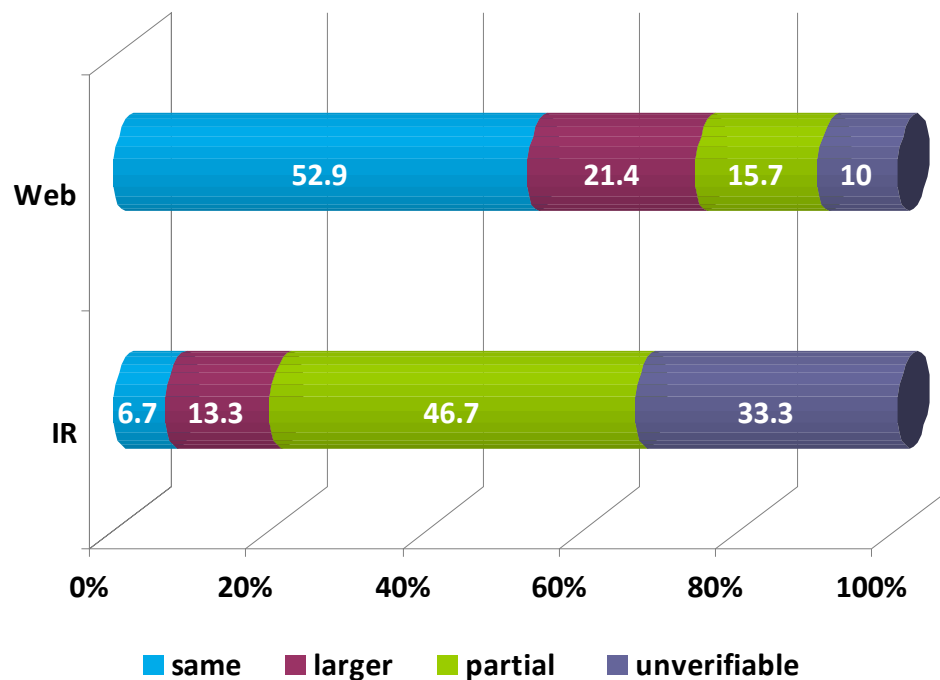
Both values increase in the Top 25%

RePEc Series in IRs and websites

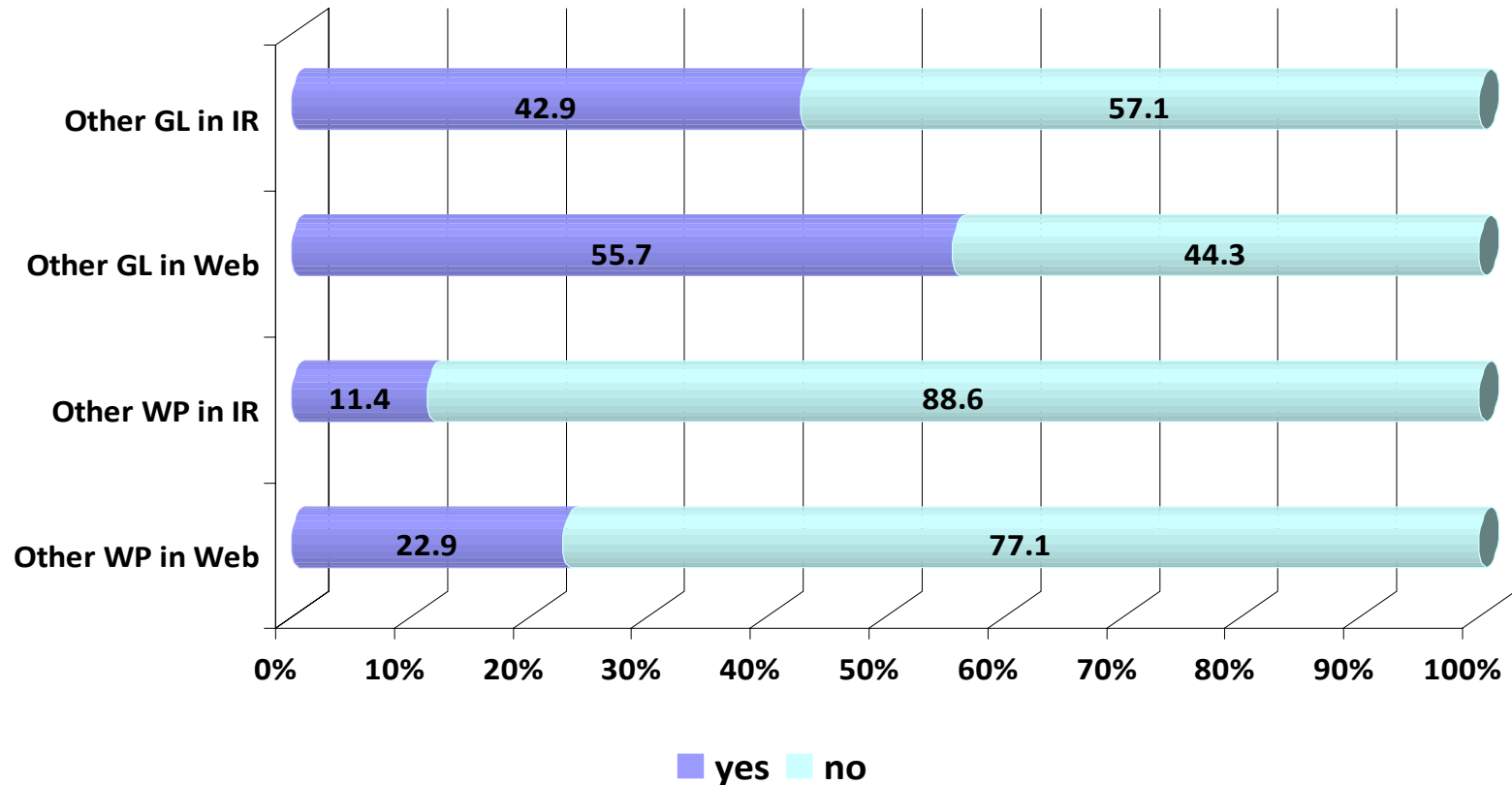


Availability of RePEc
WP series in IRs and
websites

Temporal coverage




Other WP series and/or GL in IRs and/or websites



Conclusions

- Academic institutions are the major RePEc participants;
- University and Research centres are the core of the Top 25%;

WPs series represent providers' research activities on a stable and regular basis




- The majority are live, current series;
- They contain a high number of WPs;
- Average number of WPs per year similar to journal publication

WPs positively influence the evaluation of institutions




Top 25% institutions produce 73% of the total number of WPs;

IRs do not represent a preferential channel of WP diffusion



- A few RePEc series;
- Incomplete temporal coverage;
- Scarce visibility of WP series;

Websites mirror well the scientific production



- Good correspondence with RePEc series & temporal coverage;
- Variety of GL documents

Some final remarks ...

RePEc success based on:

- **Voluntary collaboration with important Economic institutions**
- **Critical mass of documents (WPs considered as research documents)**
- **Interoperability**

IRs compared with disciplinary repositories are still not fully representing the institutions' scientific production

Further Research

- **How success ingredients can be transferred to other scientific context?**
- **How they can be combined to foster Open access?**